



NOTICE OF MEETING

EDUCATION ADVISORY BOARD

WEDNESDAY, 6 FEBRUARY 2019 AT 4.00 PM

CONFERENCE ROOM B - CIVIC OFFICES

Telephone enquiries to David Penrose 02392 834870

Email: david.penrose@portsmouthcc.gov.uk

Membership

Councillor Suzy Horton (Chair)

Councillor Hannah Hockaday

Councillor Tom Coles

Councillor Neill Young

Diocesan representative - Church of England

Diocesan representative - Roman Catholic

Teacher Liaison Panel representative

(NB This agenda should be retained for future reference with the minutes of this meeting).

AGENDA

- 1 **Apologies for absence**
- 2 **Declarations of interests**
- 3 **Minutes of the previous meeting - 2 October 2018** (Pages 3 - 8)
To approve the Minutes of the Meeting held on the 2nd October 2018.
- 4 **Updated (validated) results for EYFSP, KS1, KS2 and KS4** (Pages 9 - 18)
To receive a presentation on the validated results for EYFSP, KS1, KS2 and KS4.

5 School improvement update: a review of school to school support in 2017/18 and a summary of school improvement priorities for 2018/19 (Pages 19 - 22)

To receive the school improvement update.

6 Ofsted school inspections late summer and autumn terms 2018 - summary (Pages 23 - 26)

To receive a summary report on the late summer and autumn terms inspections.

7 Ofsted annual conversation with the LA - feedback

To receive verbal feedback from the LA's annual conversation with Ofsted.

Agenda Item 3

EDUCATION ADVISORY BOARD

RECORD OF DECISIONS of the meeting of the Education Advisory Board held on Tuesday, 2 October 2018 at 4.00 pm at the Guildhall, Portsmouth

Present

Councillor Suzy Horton (in the Chair)
Councillors Tom Coles

Alison Jeffery, Director Children, Families and Education
Mike Stoneman, Deputy Director of Children, Families and Education
Jo Peach, Director of Learning, Portsmouth Teaching School Alliance
Hilary Loder, Independent Chair of the Portsmouth Education Partnership Strategic Board
Rob Sanders, Anglican Diocese Representative

12. Apologies for absence

Apologies for absence were received from Councillor Neill Young.

13. Declarations of interests

Councillor Tom Coles declared a personal, non-prejudicial interest as he is on the Academy Advisory Board at Penhale Infant School.

Councillor Suzy Horton declared a personal, non-prejudicial interest as she is a governor at Craneswater Junior School.

14. Minutes of the previous meeting - 3 July 2018

RESOLVED that the minutes of the meeting held on 3 July 2018 be confirmed and signed by the chair as a correct record.

15. Provisional results 2018: EYFSP, KS1, KS2 and KS4

Mike Stoneman, Deputy Director for Children, Families and Education took members through the presentation slides included with the papers for the meeting. He explained that the results would be validated in January. The Council did not yet have the KS4 progress and attainment 8 scores. The KS4 results are based on the returns from the schools. It was anticipated that the KS4 results would be ready towards the end of the month.

In terms of Ofsted judgements Portsmouth was now close to the national average for this with 85.7% of schools being judged as good or outstanding the national average is 86.1%. There are no schools that are judged to be

inadequate but the remaining 8 schools require improvement. Mr Stoneman referred to the two day inspection of Westover Primary School which is one of the schools that is requiring improvement.

For Early Years Foundation Stage (EYFS) Portsmouth had seen a very slight drop in the GLD measure from 71% to 70% which for the first time is now slightly below the national average. Ms Peach added that this had been heavily skewed due to three schools. However, the EYFS average point score is above the national average and the Council is putting targeted support in place for literacy which was contributing to the GLD drop.

In terms of the proportion of pupils meeting the phonics standard in Year 1 the gap between Portsmouth and the national average has closed slightly as a result of 2% point increase from 77% to 79%, with national increasing by 1% point to 82%.

Key Stage 1

KS1 reading at expected standard remained the same as last year at 74% with the gap to national reducing slightly. For KS1 writing at expected standard there was a 1% increase but the gap to national has widened slightly due to a national increase of 2% points. Mr Stoneman added that the Council is working closely with schools through the moderation process and associated training / CPD. Ms Peach added that they are confident that writing will improve and the improvement can be seen in pupils' books already. There has also been strong attendance at CPD events. KS1 maths at expected standard has remained at 73% and nationally this increased by 1% meaning the gap has widened.

Key Stage 2

For the combined measure of Reading, Writing and Maths at expected standard there was a decrease of 1% which was a disappointment. Mr Stoneman explained that there were a variety of reasons for this and included a dip in maths and in specific schools. Reading has improved by 1% this year however nationally this increased by 3% so the gap has widened. Writing has also increased by 1%. Maths has dropped from 71% to 68%. The Portsmouth Education Partnership had predicted this and a bid was submitted to the Strategic School Improvement Fund for KS2 maths, but it was not successful. A back up plan is in place working with Solent Maths Hub targeting 7 schools that have not engaged with maths mastery. The Solent Maths Hub is also able to provide a range of CPD for schools - most of which is free.

With regard to KS2 progress scores there have been declines since 2017 across all three measures - reading had dropped by 0.1 points, writing by 0.3 and maths by 0.3.

Key Stage 4

For pupils achieving a strong pass (grade 5 or above) this remained at 37%. Numbers achieving a standard pass for English and Maths have remained at 58% which was the same for both 2016 and 2017. The national figures are not yet available but it appeared that nationally the figures had not increased

significantly. The expectation is that there will be a significant improvement next year based on local intelligence and predicted results.

The number of pupils achieving a strong pass in English had decreased by 1% and the Council were still waiting for the national data. KS4 standard pass for English had decreased by 2% compared to 2017.

Overall KS4 was a fairly static picture and Mr Stoneman said it would be interesting to see how Portsmouth ranks against the statistical neighbours. It was hoped that the details of the statistical neighbours would be available next month.

For KS4 attainment 8 this decreased by 1.1% compared to last year but these scores are not directly comparable over time due to changes in methodology. With regard to the percentage of pupils entering the EBacc for 2018 this increased by 2% compared to last year and has been above national for the last few years.

In response to questions the following matters were clarified:

- The council, through the PEP, has been doing a lot of work with the Solent Maths Hub and the number of schools in the mastery programme has increased. There has also been CPD and targeted support through schools. Officers were unsure why the performance in maths had dropped. Ms Peach added that it had been difficult getting some Portsmouth schools to engage. All case studies show Portsmouth schools improve after completing the programme. The recruitment and retention of teachers and school attendance are also significant factors that are hampering improvements.
- The Portsmouth Teaching School Alliance has looked at which schools have not performed well in maths - some of those schools have not engaged. Ms Peach referred to Langstone Junior School who undertook the training and their results in maths were excellent.
- Mr Stoneman explained they are setting up a sub group of the School Improvement Board which Jane Bush is heading. She will be starting with the schools within her multi academy trust first.
- The recent Ofsted inspections have been very encouraging and they are seeing good teaching and leadership.
- Attendance levels at secondary are some way below the national average but at primary level it is around the national average.

RESOLVED that the report be noted.

16. School improvement: priorities for 2018/19 and impact/outcomes of support delivered in 2017/18

The report was introduced by Ms Peach, Director of Learning at the Portsmouth Teaching School Alliance.

School to School Support

There were 92 individual projects for all Portsmouth schools. Ms Peach explained that this is only work that has come through work that she is directing and does not include any work that schools are organising themselves. 77% of the projects were rated as green, 94% amber or green and 6% red. For LA maintained schools there were 58 projects with 60% rated as green 86% amber or green and 11% red.

There were 7 Ofsted inspections for local authority schools in 2017/18 and all remained as Good. There were 30 maintained schools in 2017 and in September 2018 there are 24 maintained schools. These have just been prioritised and 5 are rated as priority 1 and 5 as priority 2. These will receive a lot of support.

The Teaching School Alliance have supported 19 other schools who were not a priority. Most of this has been done through Specialist Leaders of Education. They have completed over 50 days of in school support and are leading the way in the region.

School Improvement Priorities

Jo Peach explained that there are five main priorities that will continue into 2018/19. These are SEND in mainstream, closing the gap for disadvantaged pupils, improving outcomes for more able pupils, leadership and curriculum/subject specific support. The SEND priority started in January and this work was ongoing. They have obtained some really useful information as to how to improve the quality of teaching and have received some great evaluations of this so far.

Mr Stoneman added that the School Improvement Board met last week which had good representation. The PEP performance dashboard will be going out to schools next week. Multi academy trusts receive the same information which informs the annual conversation. If there are areas of strength in a particular area the PEP will ensure these are shared across the city. There are 11 trusts that the LA will be meeting with.

Ms Peach added that where there is good practice taking place across the city the PEP are considering making the data public. This will allow other schools to see what schools have particular strengths so they can ask for support from those schools if required. Mr Stoneman added that some of the issues are long standing issues and there are no quick fixes.

RESOLVED that the report be noted.

Thanks to Hilary Loder, Independent Chair of the PEP Strategic Board

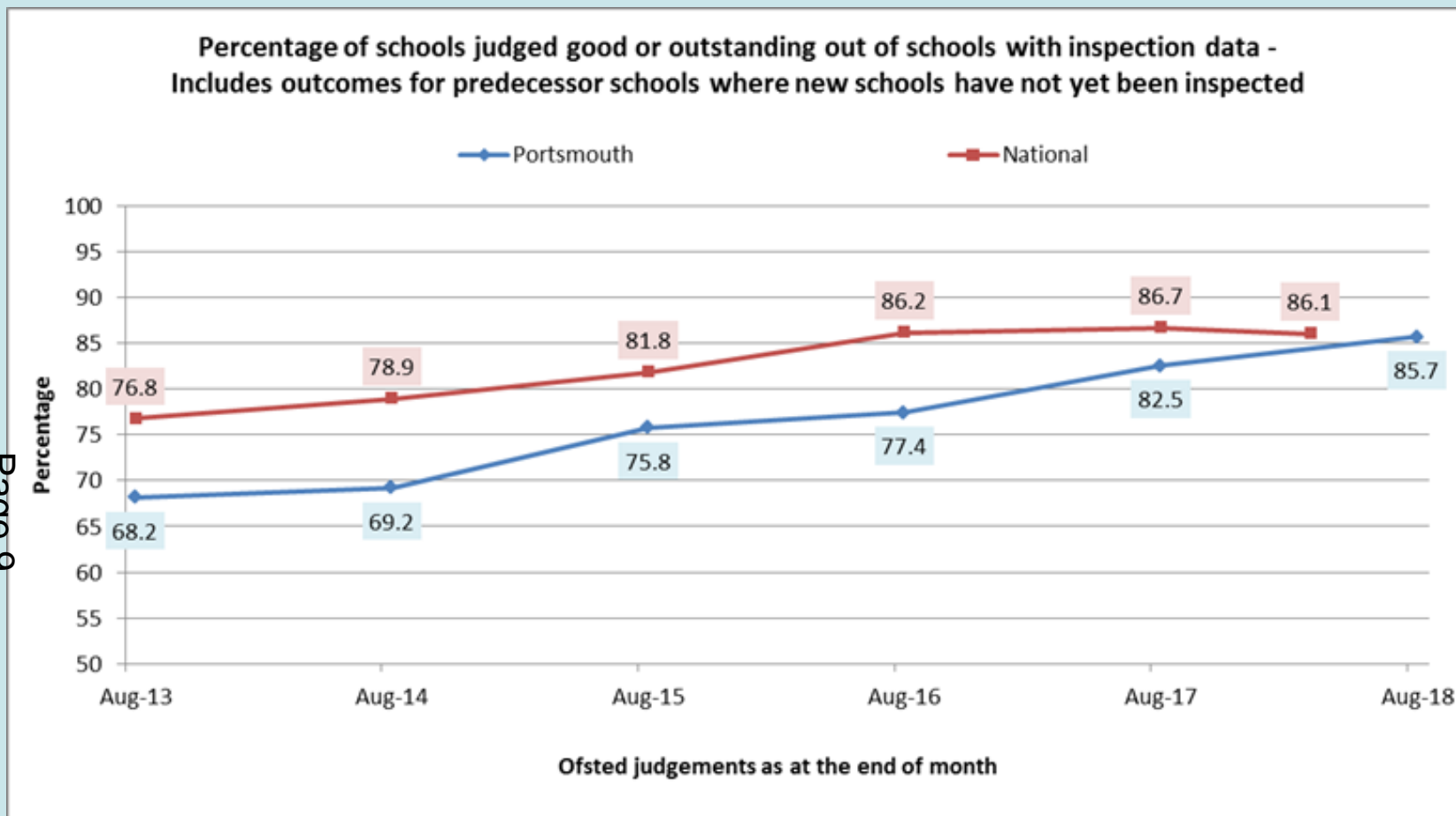
The Chair advised this was Hilary's last meeting as Independent Chair and a new Chair would be elected. Members and officers wished to place on record their thanks to Hilary.

The meeting concluded at 4.55 pm.

Councillor Suzy Horton
Chair

This page is intentionally left blank

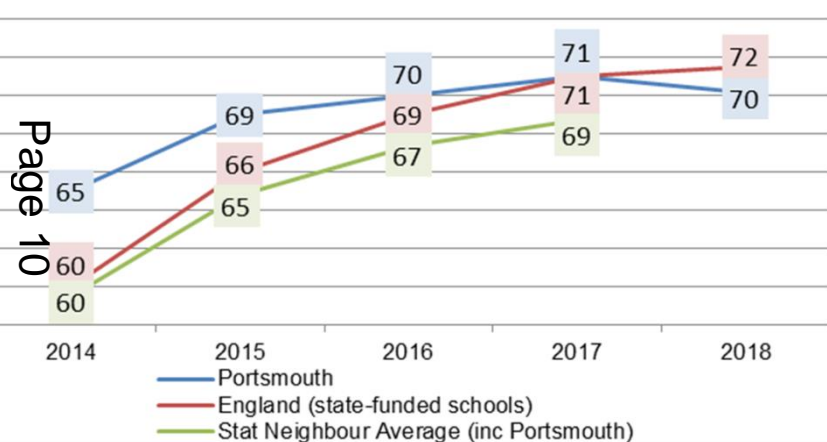
Ofsted judgements



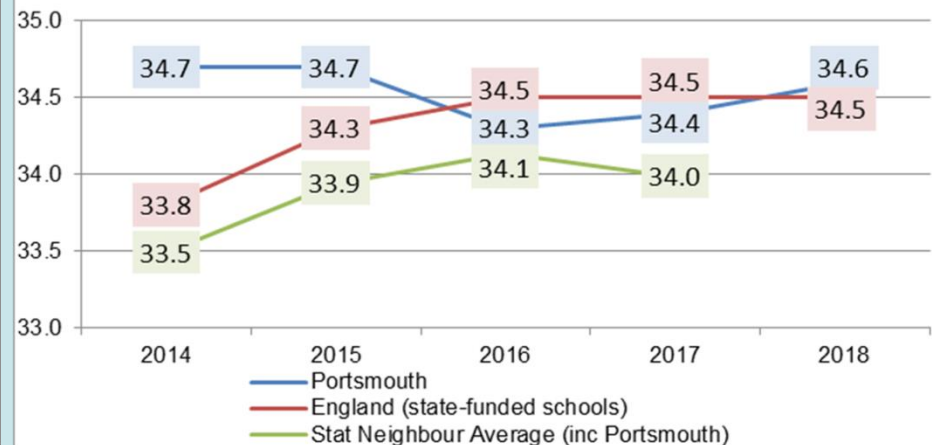
- 85.7% of schools in Portsmouth have been judged as good or outstanding, an increase of 17.5 percentage points over a five year period
- Portsmouth is now on par with the national average for this measure

Early Years Foundation Stage Profile

Percentage of year R pupils achieving a good level of development

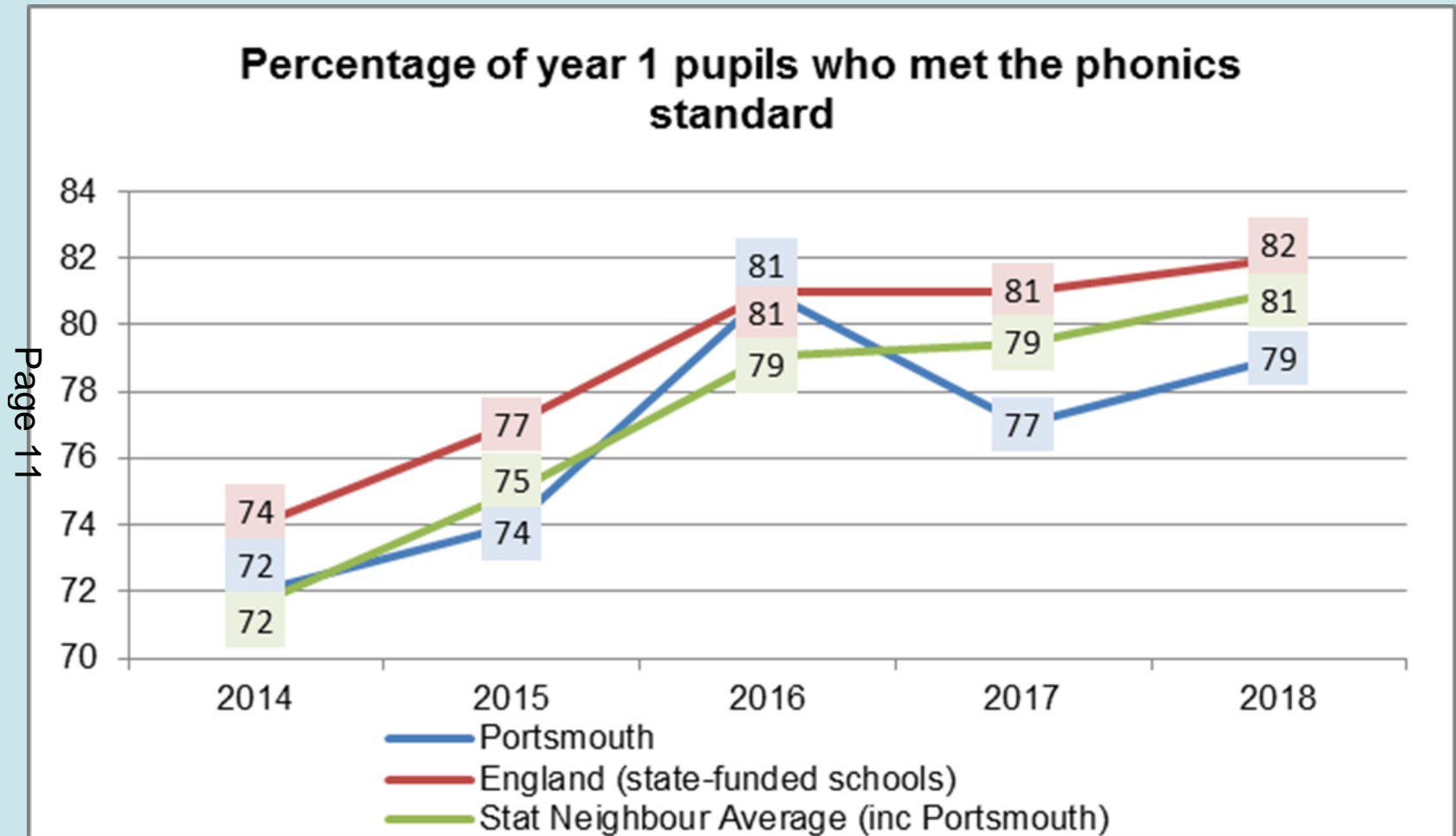


Average total point score



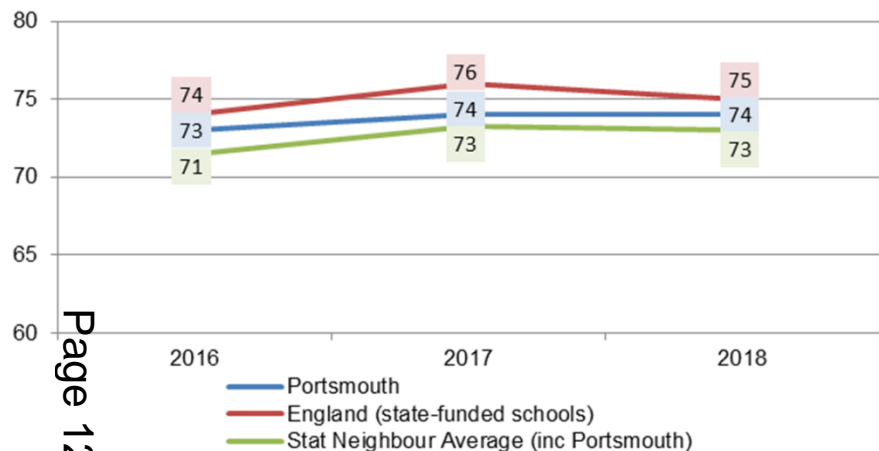
Page 10

Phonics

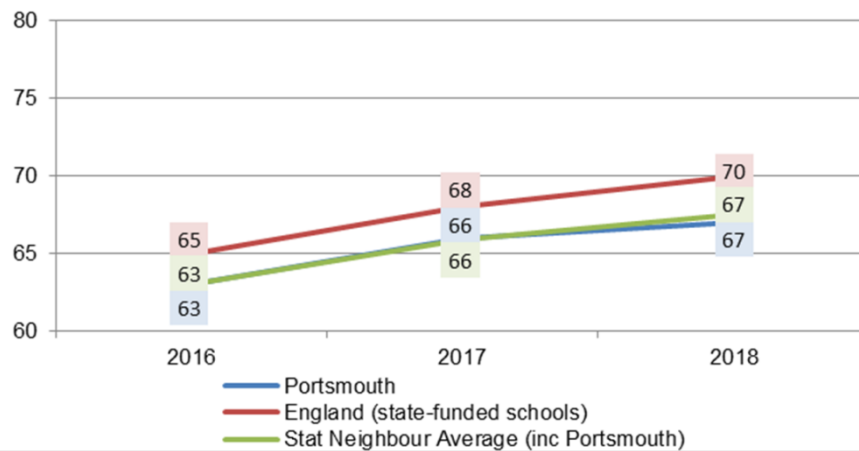


Key Stage 1 attainment

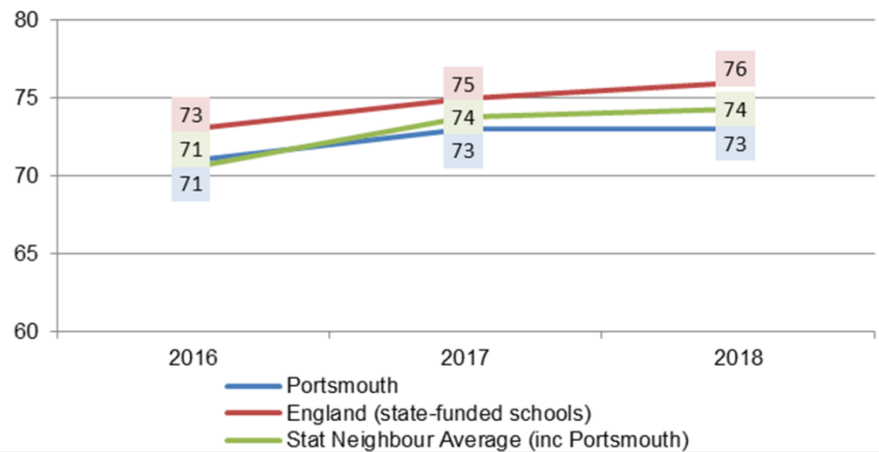
Percentage of pupils reaching the expected standard in KS1 reading



Percentage of pupils reaching the expected standard in KS1 writing



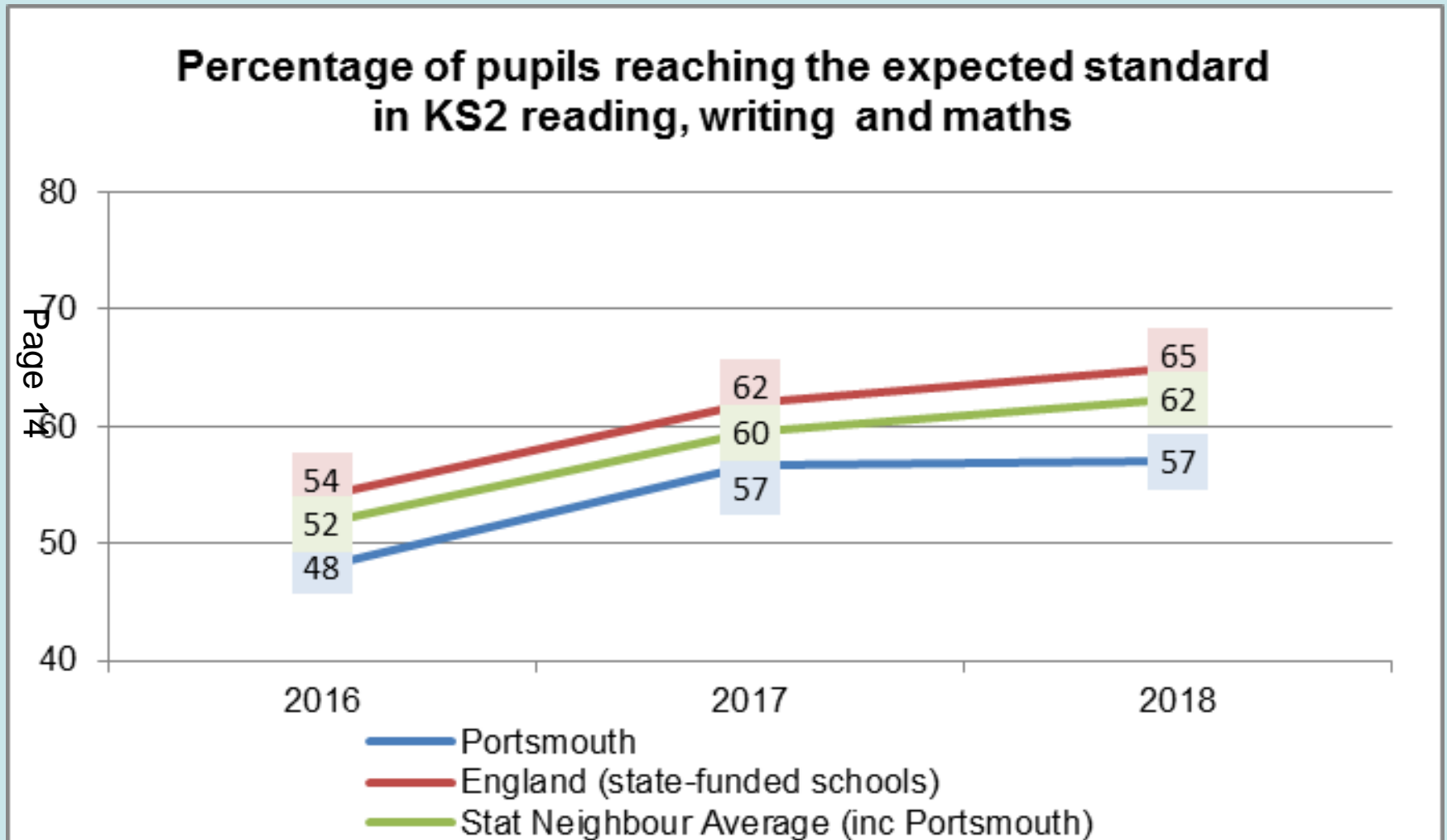
Percentage of pupils reaching the expected standard in KS1 maths



LA Rankings: EYFSP, Phonics & KS1

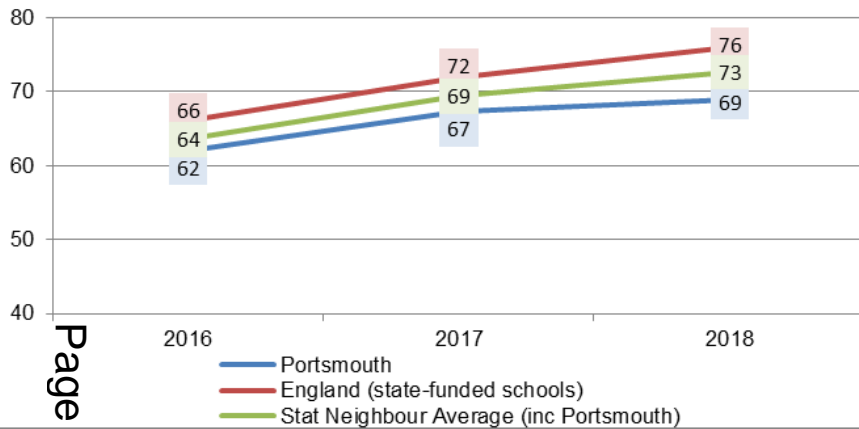
	LA Ranking 2016	LA Ranking 2017	LA Ranking 2018	Trend
EYFSP - Good Level of Development	70 th	73 rd	98 th	↓
Phonics Yr 1	58 th	140 th	137 th	↑
KS1 Reading	90 th	92 nd	96 th	↓
KS1 Writing	104 th	101 st	116 th	↓
KS1 Maths	93 rd	108 th	126 th	↓

Key Stage 2 attainment

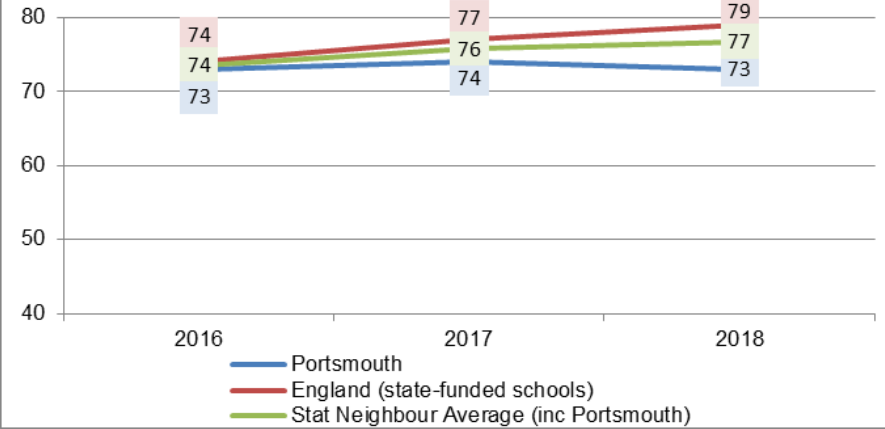


Key Stage 2 attainment

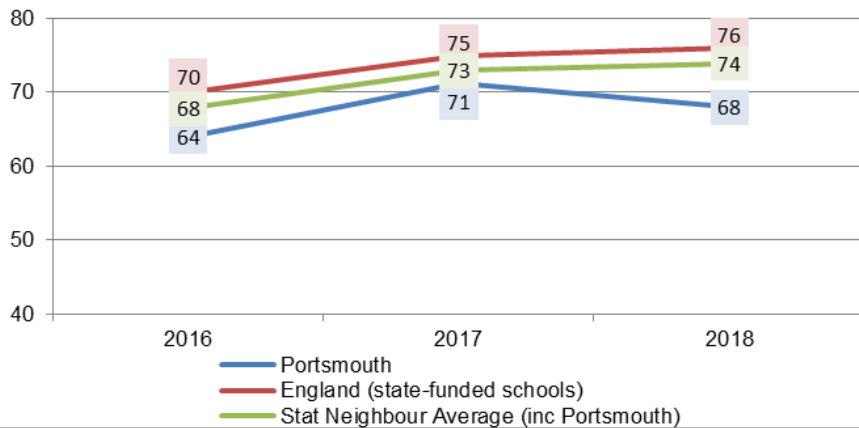
Percentage of pupils reaching the expected standard in KS2 reading



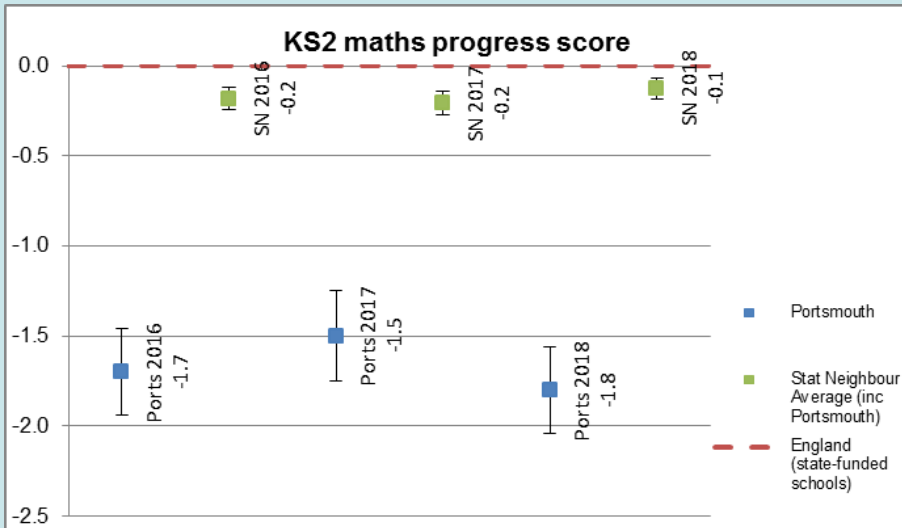
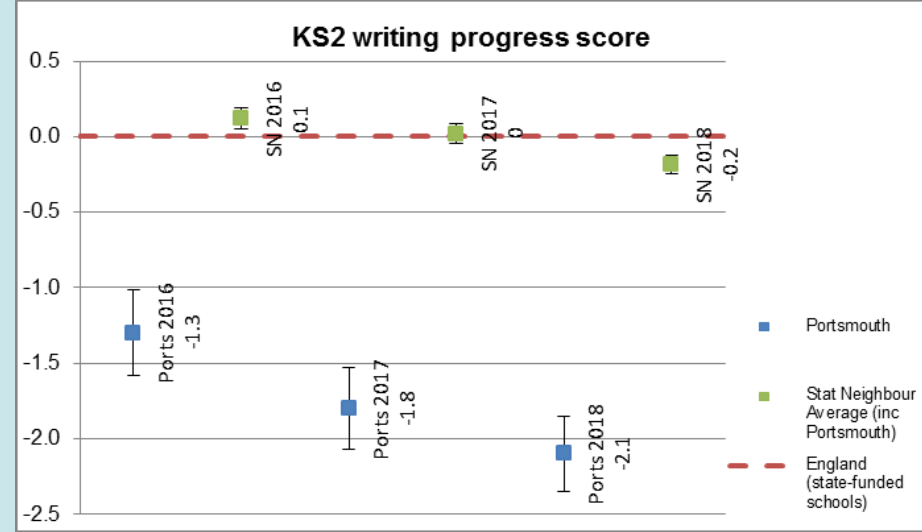
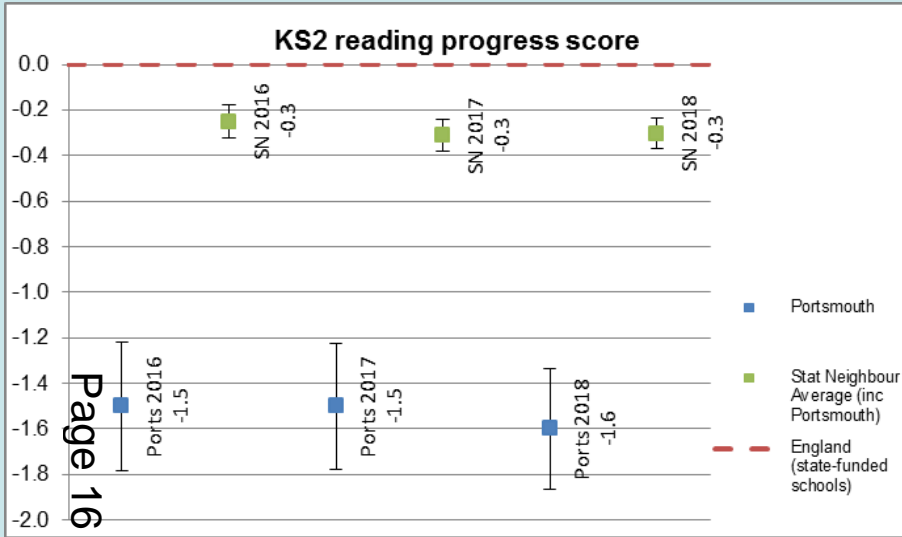
Percentage of pupils reaching the expected standard in KS2 writing



Percentage of pupils reaching the expected standard in KS2 maths



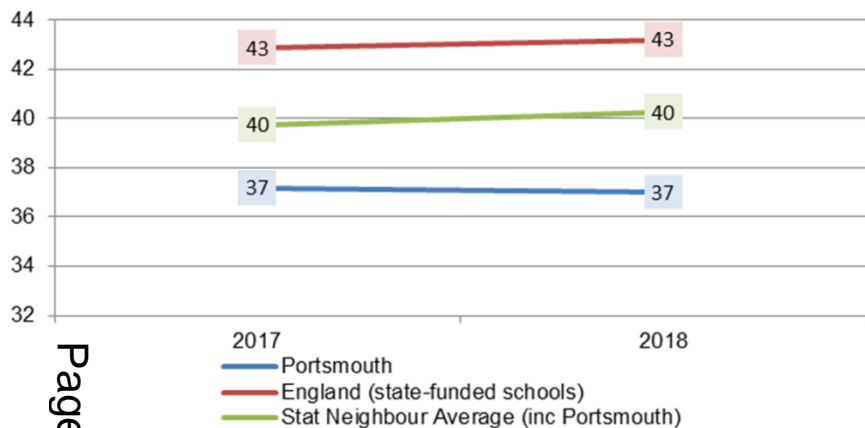
Key Stage 2 progress



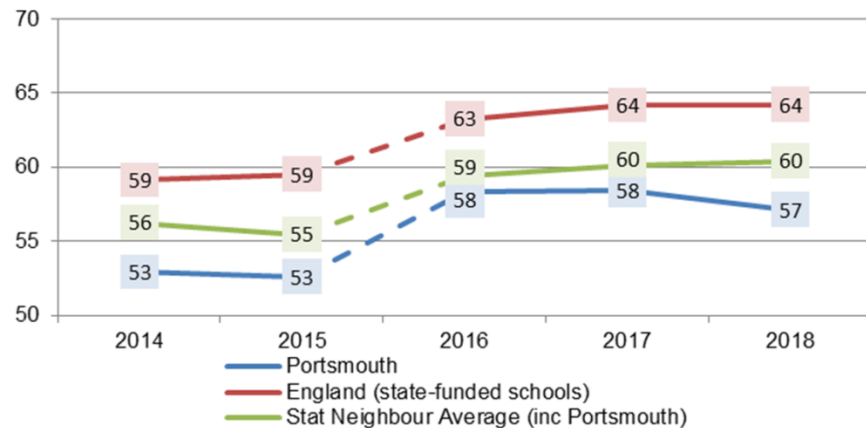
Key Stage 4 attainment

Page 17

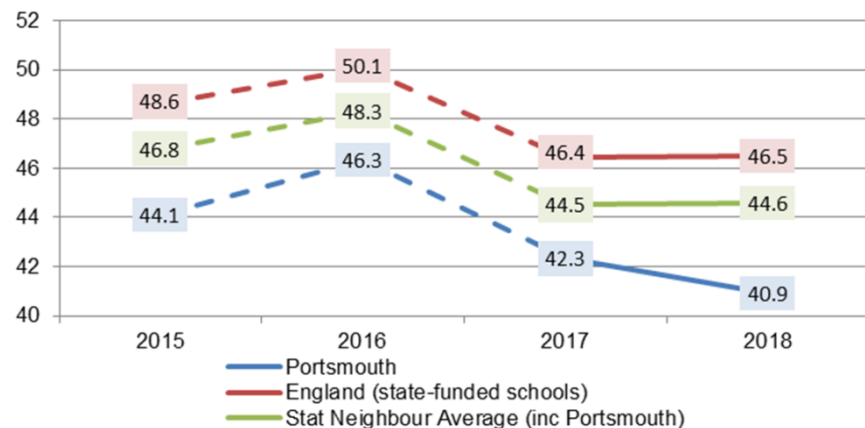
Percentage of pupils achieving strong pass in English and maths



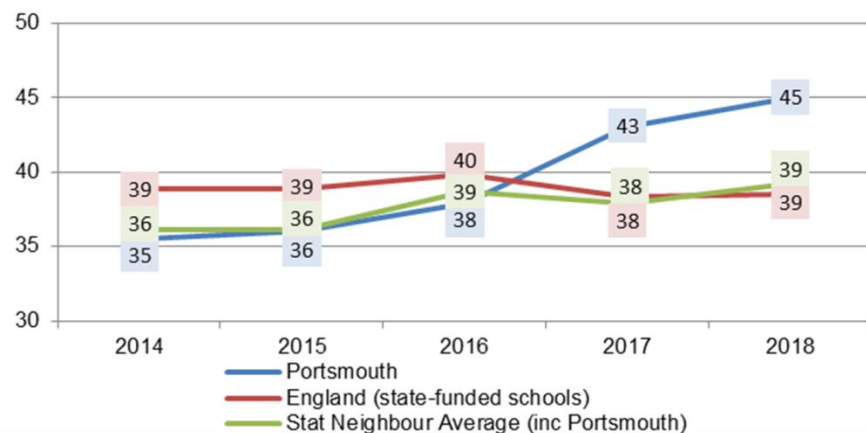
Percentage of pupils achieving standard pass in English and maths



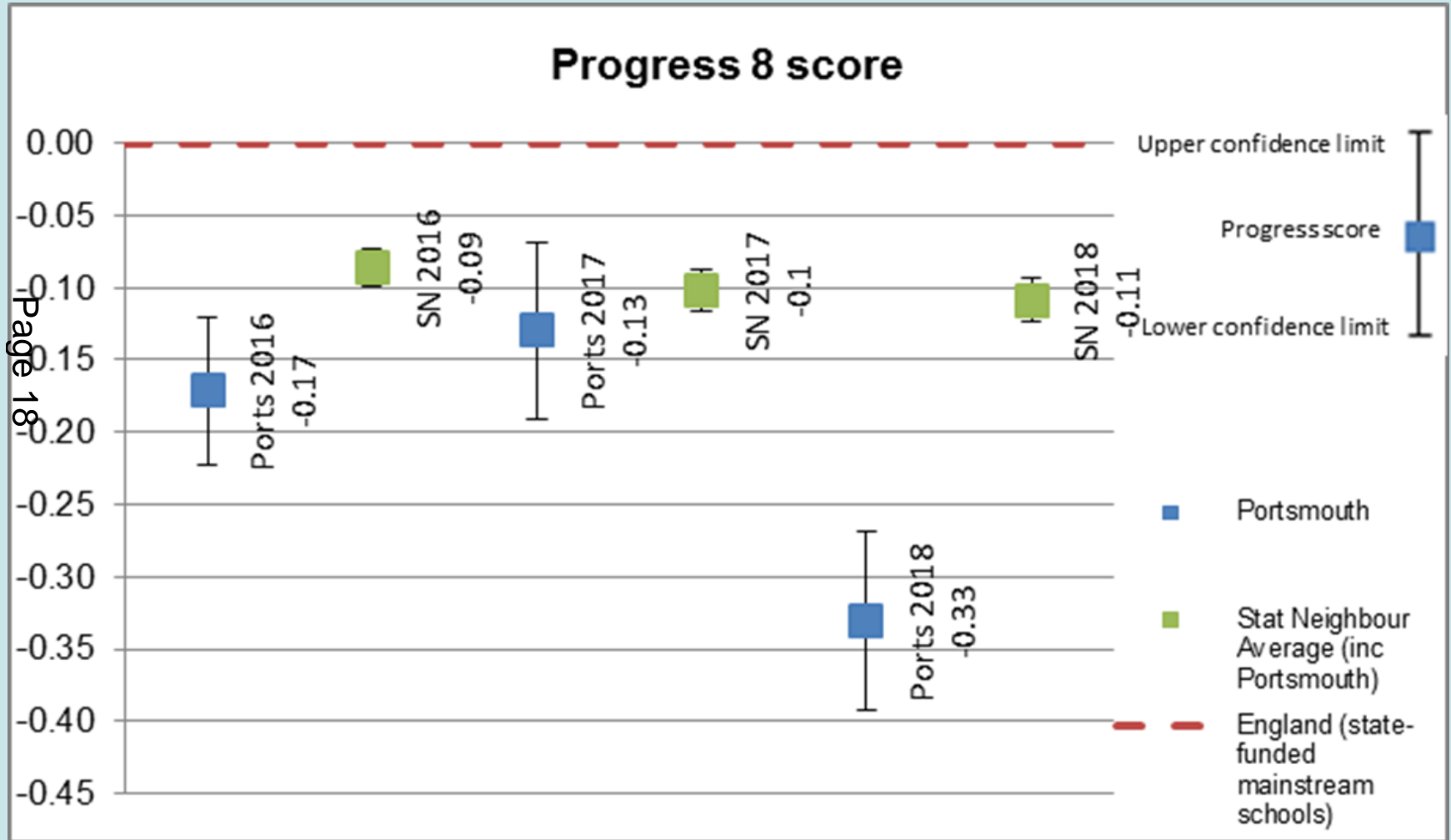
Average Attainment 8 score



Percentage of pupils entering the EBacc



Key Stage 4 Progress 8



Page 18

Agenda Item 5

Portsmouth School Improvement 2018-9

The Portsmouth Teaching School Alliance has retained the contract from the LA for School Improvement across the LA schools in the city. This funding has been reduced to £150 000 which includes all salaries and on-costs. As this is a 25% reduction on 2017-8, Jo Peach (who leads on school improvement) had reduced her hours from full time to 80% in order to ensure that there is sufficient funding in the budget to cover support for schools. We also draw on the resources of the maths hub and from other sources such as funding from bids.

School Improvement Priorities for 2018-9



Improving outcomes for SEND pupils in mainstream



Closing gaps for disadvantaged pupils



Improving outcomes for more able pupils



Supporting curriculum development in English, maths, science, and MFL



Developing leadership

1. Improving outcomes for SEND pupils in mainstream

Aims: schools will improve provision and outcomes for pupils with SEND, focussing specifically on those on SEN support in mainstream classes.

Support

The focus will be on supporting leaders to work within their schools to improve outcomes for pupils with SEND.

Actions

- The main source of support for this is through the SEND review programme which is funded through the SSIF bid. SEN reviews are happening in 22 Schools. Coaches and SEN SLEs support schools/SENCOs in audit and peer review process to develop action plans that improve provision and outcomes
- There is also support through PSENSP for individual schools
- The inclusion service offer support for schools with SEND pupils. Inclusion centres have annual reviews
- SENCO network offer support for leaders (SENCOs)
- TA training programme, in addition to MITA
- CPD includes: Autism awareness, Maths SEN training, subject networks

2. Closing gaps for disadvantaged pupils

Aims: Schools will close gaps for disadvantaged pupils compared to national non-disadvantaged pupils.

Support: The focus will be on supporting leaders and teachers/other staff to work within their schools to reduce the gaps for PP pupils compared to their peers.

Actions

- Conference sharing outcomes and good practice of Challenge the Gap programme
- Year 2 Challenge the Gap programme
- Pupil premium reviews
- Pupil conferencing
- Increasing parental engagement

3. Improving outcomes for more able pupils

Aims: Outcomes for more able pupils will improve

Support: The support will be focussed on supporting leaders and teachers/other staff to work within their schools to improve outcomes for more able pupils.

Actions

- Most able network – audit of current good practice and sharing of good practice
- Greater depth training

- SLE deployments
- Teachmeets

4. Supporting curriculum development in English, maths

Aim: to support subject leaders to improve subject knowledge and pedagogy for these subject areas which in turn leads to improved outcomes in these subjects

Support: this support will take the form of specific leadership focussed CPD and also will be an integral part of the other 4 priorities.

- SLE deployments
- Subject specific networks
 - Maths
 - English Primary and Secondary
 - MFL Primary and Secondary
 - Science KS2
 - STEM Primary and Secondary
 - History and Geography
 - Arts Network
- Moderation support EYFS, KS1 and 2
- Leadership support within SEND review programme, Challenge the Gap, Most able network and subject specific training.
- Curriculum Development and Design – an interactive workshop. For Head teachers and Chair of Governors.

5. Developing leadership

Aim: To have effective leadership at all levels which is able to carry through the priorities above and improve outcomes

Support: this support will take the form of specific leadership focussed CPD and also will be an integral part of the other 4 priorities.

Actions

- National Professional Qualifications suite
- Ambition School Leadership programme
- SLE deployments
- Women Leading in Education Network
- Effective Middle Leadership course.

This page is intentionally left blank



Meeting: Education Advisory Board

Subject: Ofsted school inspections late summer and autumn terms 2018
- summary

Date: 6 February 2019

Report from: Alison Jeffery, Director of Children, Families and Education

Report by: Mike Stoneman, Deputy Director of Children, Families and Education

1. Purpose of report

- 1.1 This report sets out the outcomes of 11 Ofsted school inspections that were carried out by Ofsted during the late summer and autumn terms 2018. This follows a report that was provided to Board Members on 3rd July 2018 with a summary of the outcomes of Ofsted inspections for the spring and early summer terms 2018.
- 1.2 The report also provides a summary of the overall position for Ofsted judgements across schools in Portsmouth.

2. Recommendations

- 2.1 **It is recommended that members of the Education Advisory Board note the outcomes of the school inspections that were undertaken during the late summer and autumn terms 2018.**

3. Ofsted school inspections - late summer and autumn terms 2018

- 3.1 During the late summer and autumn terms 2018 there were 11 Ofsted school inspections; 5 of which were short one day inspections (section 8); and 6 of which were two day inspections (section 5). A summary of the inspections and outcomes is given overleaf in Table 1:

Table 1: Summary of Ofsted school inspections in Portsmouth - late summer and autumn terms 2018

School (Academy Trust)	Type of inspection	Dates	Outcome
Portsmouth Primary	Section 5 inspection	22 - 23 May	Good across all areas. Outstanding in Early Years - school previously rated as Good.
Southsea Infant	Section 8 inspection	21 June	Continues to be Good
St Paul's Catholic Primary	Section 5 inspection	10-11 July	Good - previously Good
St George's Beneficial CofE Primary	Section 8 inspection	12 July	Continues to be Good
Wimborne Junior	Section 5 inspection	12-13 July	Good - previously Good.
Westover Primary School (Hamwic)	Section 5 inspection	3 - 4 October	Requiring Improvement - (RI for Leadership & Management and Personal Development, Behaviour & Welfare; Good across all other areas)- previously Requiring Improvement
Corpus Christi Catholic Primary School	Section 8 inspection	9 October	Continues to be Good - (but priorities for improvement identified and S5 inspection will follow in 2019)
Court Lane Infant (University of Chichester)	Section 8 inspection	1 November	Continues to be Good
Ark Ayrton Primary (ARK)	Section 5 inspection	6 - 7 November	Good across all areas - previously Requiring Improvement
Stamshaw Infant	Section 8 inspection	13 November	Continues to be good
Court Lane Junior (University of Chichester)	Section 5 inspection	4 - 5 December	Good across all areas - previously Good

4. Overall summary

- 4.1 In Portsmouth, 86% (55) of inspected schools are now either Good or Outstanding and 87% (22,827) of pupils are taught in inspected schools that are at Good or Outstanding. Appendix 1 provides a series of graphs and charts which show the trends between January 2018 and December 2018 and comparisons between the end of May 2018 and December 2018.
- 4.2 There are no inadequate schools. 8 schools require improvement and 1 school (UTC Portsmouth) has no inspection data but is likely to be inspected after 3 years of opening. The 8 schools requiring improvement are as follows:
- Isambard Brunel Junior (TSAT)
 - Ark Dickens Primary (ARK)
 - St Jude's CofE Primary
 - Westover Primary (Hamwic)
 - Milton Park Primary
 - Stamshaw Junior (Portswood)
 - Castle View (ULT)
 - Lyndhurst Junior (Kings Group)

Appendix 1: Ofsted judgements for Portsmouth LA Maintained Schools and Academies

This page is intentionally left blank